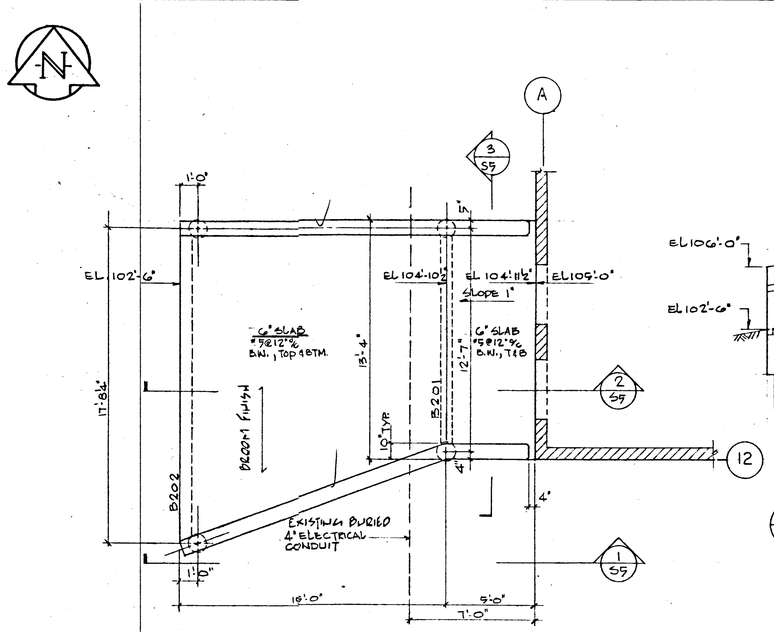

PLAN ARENA ENTRANCE
¼"=1'-0"

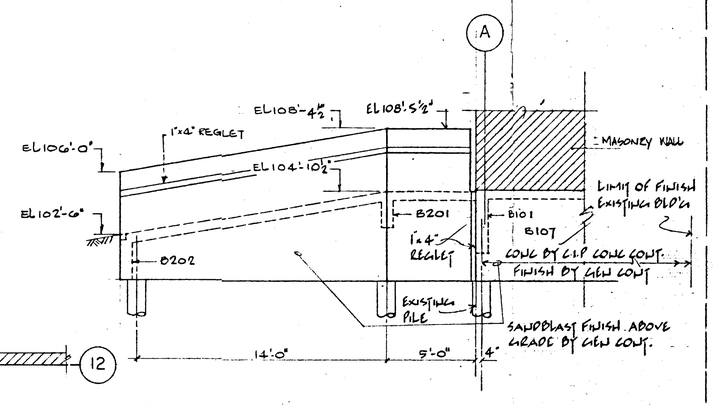

1/S5 ELEVATION
¼"=1'-0"

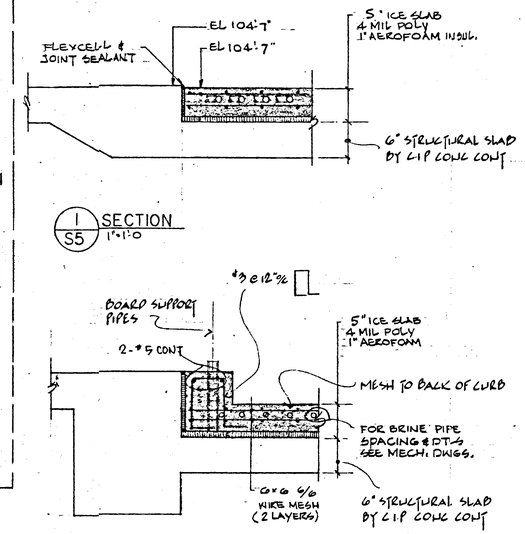

1/S5 SECTION
1"=1'-0"

2/S5 SECTION
1"=1'-0"

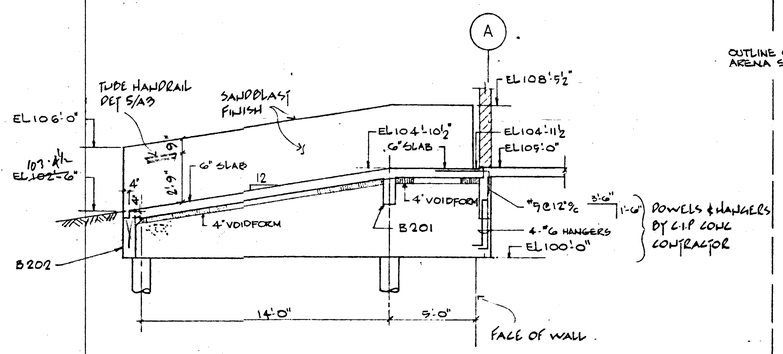

2/S5 SECTION
¼"=1'-0

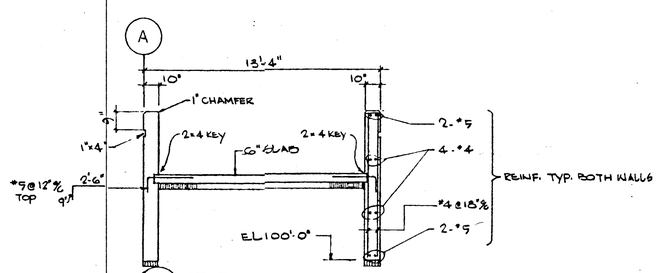

3/S5 SECTION
¼"=1'-0"

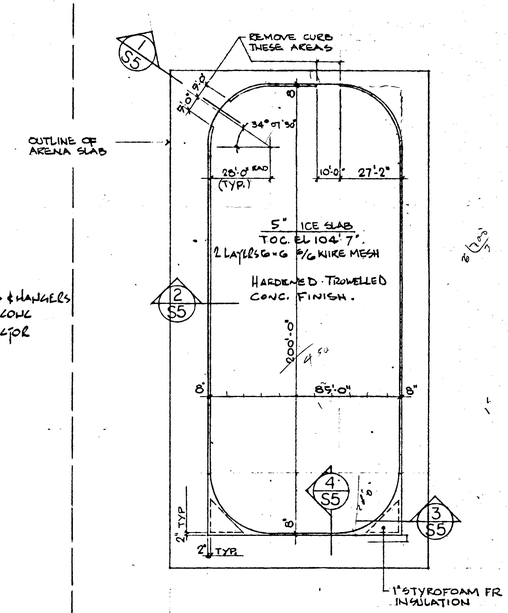

ICE SLAB PLAN
1/32"=1'-0"

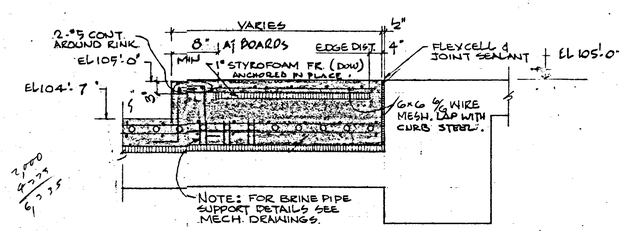

3/S5 SECTION
1"=1'-0"

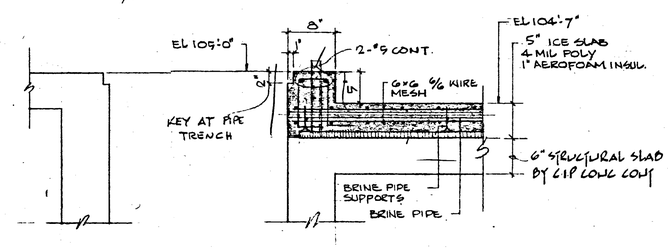

4/S5 SECTION
1"=1'-0"

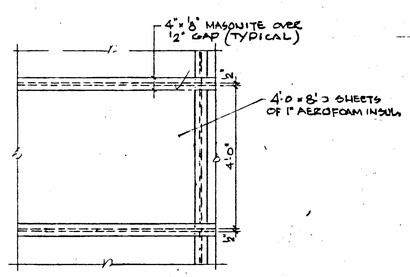

PLAN OF AEROFOAM INSULATION
PATTERN

BEAM SCHEDULE			
MARK	SIZE	REINFORCING	REMARKS
B202	8x30	2-#6 TOP & BTM #3 TIES @ 12"%	
B201	8x24	2-#6 TOP & BTM #3 TIES @ 12"%	

NOTE
1) ALL WORK ON THIS DWG BY GEN CONTRACTOR U/N OTHERWISE

B-14
FILE
RETURN TO CIVIC PROPERTIES BUILDING INVENTORY.
3 07 4

NO	DESCRIPTION	DATE	BY

REVISIONS

CITY OF WINNIPEG
COMMUNITY OF EAST KILDONAN

W. L. WARDROP & ASSOCIATES LTD.
ENGINEERING CONSULTANTS
WINNIPEG THUNDER BAY REGINA

EAST KILDONAN RECREATIONAL CENTRE
ARENA
ENTRANCE CONCRETE PLAN & DETAILS

PROVINCE OF MANITOBA
B. RUZSICSKA
REGISTERED ENGINEER

DESIGNED BY:	DRAWN BY:	CHECKED BY:
BJR	D.H.	BJR

APPROVED BY:

SCALE: AS SHOWN
DATE: APR 7. 1972

DRAWING NO: 71185-03-S5
REV. 0